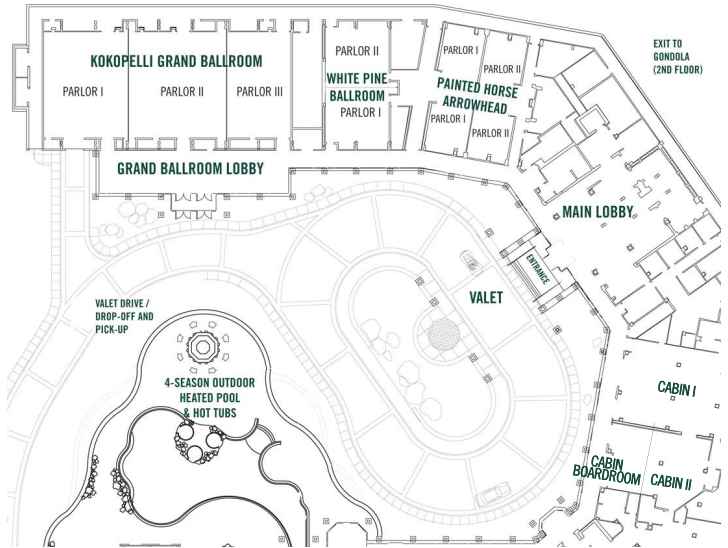


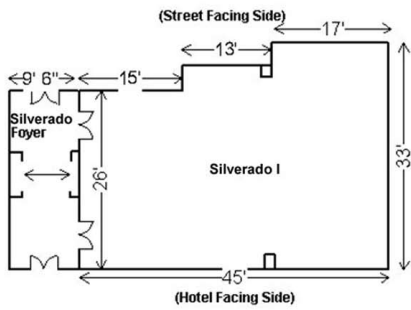


PARK CITY MEETING ROOMS

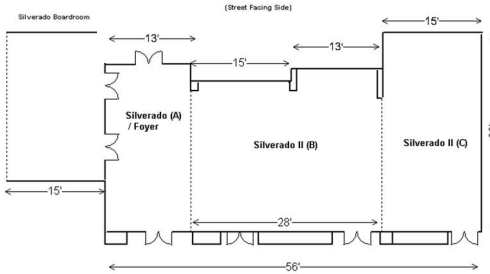


ROOM	SPECS			SETUP - Maximum with Basic AV					
	Sq Ft	Size	Ceiling	CLASS	THEATER	ROUNDS	RECEPTION	U-SHAPE	CONF/HS
Kokopelli Ballroom	5850	51 x 116	14'	375	550	400	800	-	-
Kokopelli Parlor I	1950	51 x 38	14'	116	175	120	200	44	56
Kokopelli Parlor II	2350	51 x 46	14'	136	225	160	250	50	64
Kokopelli Parlor III	1550	51 x 31	14'	90	150	90	160	34	40
Ballroom Lobby / Pre-Function	1710	90 x 19	14'	-	-	-	175	-	-
White Pine Ballroom	1630	56 x 31	9'	100	150	90	160	40	46
White Pine Parlor I	815	28 x 31	9'	44	70	40	75	16	32
White Pine Parlor II	815	28 x 31	9'	44	70	40	75	16	32
Painted Horse	1014	26 x 39	8'	64	100	60	100	26	40
Painted Horse Parlor I	507	20 x 26	8'	28	48	30	50	20	24
Painted Horse Parlor II	507	20 x 26	8'	28	48	30	50	20	24
Arrowhead	1014	26 x 39	8'	64	100	60	100	26	40
Arrowhead Parlor I	507	20 x 26	8'	28	48	30	50	20	24
Arrowhead Parlor II	507	20 x 26	8'	28	48	30	50	20	24
Cabin (COLUMNS)	1824	38 x 48	10'	50	140	100	165	-	-
Cabin Boardroom	464	16 x 29	10'	-	-	-	-	-	16

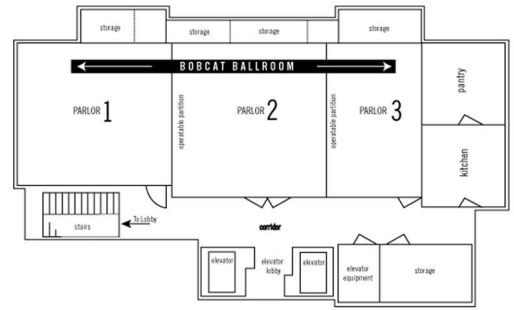
SILVERADO I



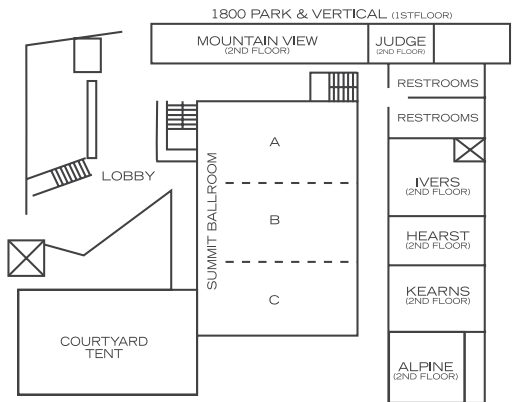
SILVERADO 2



BOBCAT BALLROOM



ROOM	SPECS			SETUP - Maximum with Basic AV					
	Sq Ft	Size	Ceiling	CLASS	THEATER	ROUNDS	RECEPTION	U-SHAPE	CONF/HS
Silverado I (SEASONAL)	1170	45 x 26	10'	60	80	80	110	40	48
Silverado II	1176	56 x 21	10'	60	80	80	110	40	48
A	312	24 x 13	10'	-	25	20	-	-	-
B	588	21 x 28	10'	40	60	40	70	24	32
C	450	15 x 30	10'	-	25	20	-	20	24
Bobcat Ballroom	1680	24 x 70	9'	110	120	100	180	36	40
Bobcat Parlor I	644	23 x 28	9'	28	40	40	80	24	32
Bobcat Parlor II	575	25 x 23	9'	28	40	40	60	20	28
Bobcat Parlor III	475	25 x 19	9'	20	35	20	40	16	24
Bearclaw	644	28 x 23	8'	40	60	40	50	20	24



ROOM	SPECS			SETUP - Maximum Set with Basic AV					
	Sq Ft	Size	Ceiling	CLASS	THEATER	ROUNDS	RECEPTION	U-SHAPE	CONF/HS
Summit Ballroom	5100	85 x 60	15'	300	600	360	500	-	-
Summit A	1680	28 x 60	15'	90	180	120	175	36	42
Summit B	1680	28 x 60	15'	90	180	120	175	36	42
Summit C	1740	29 x 60	15'	90	180	120	175	36	42
Summit A & B	3360	56 x 60	15'	180	240	240	350	50	60
Summit B & C	3420	57 x 60	15'	180	240	240	350	50	60
Ivers-Hearst-Kearns (IHK)	2380	35 x 64	8'	90	150	150	250	-	-
Ivers	840	35 x 24	8'	30	49	48	49	24	28
Hearst	770	35 x 22	8'	30	49	48	49	24	28
Kearns	770	35 x 22	8'	30	49	48	49	24	28
IH/HK	1540	35 x 44	8'	64	100	100	100	42	48
Mountain View	1240	20 x 62	10'	60	80	80	80	32	36
Alpine Room	360	20 x 18	8'	-	-	-	-	-	16
Judge Room	357	17 x 21	8'	-	-	-	-	-	12
Courtyard Tent (SEASONAL)	2400	40 x 60	15'	120	200	184	250	35	42